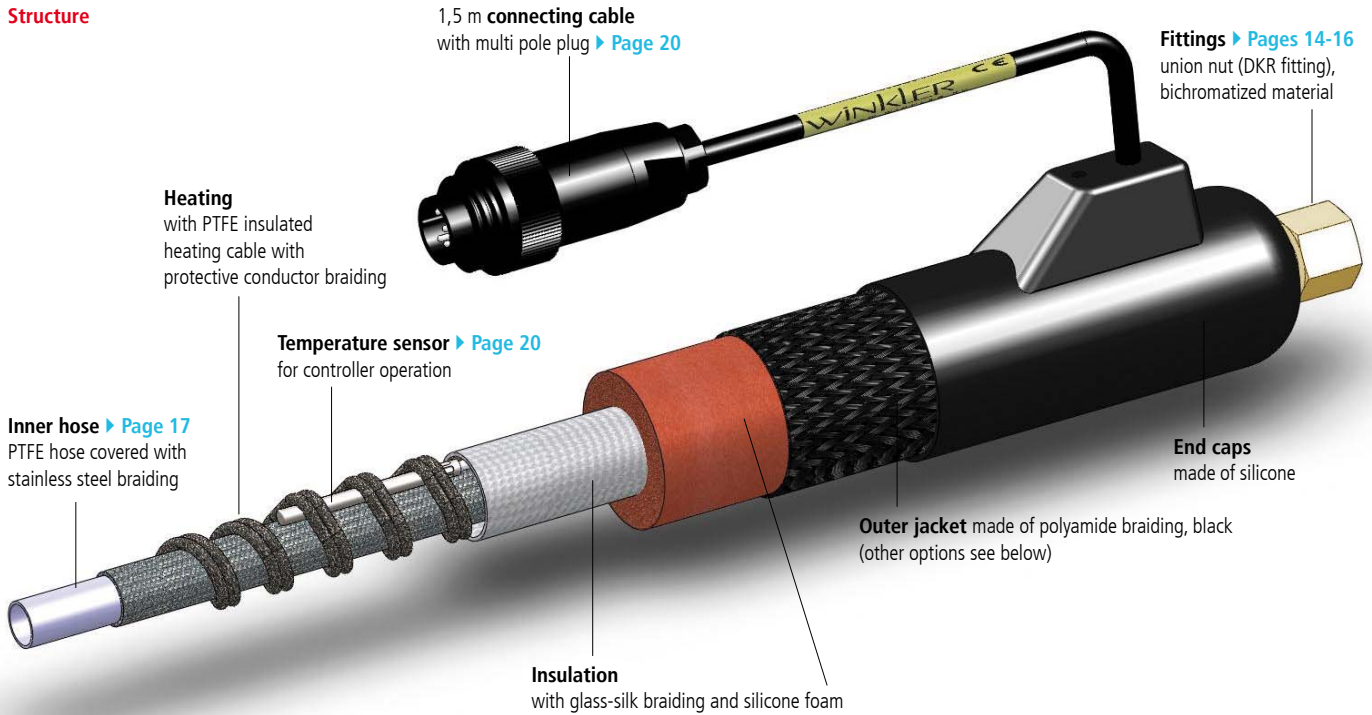


Applications

Heated hoses for the transport of liquid and viscous media. Ideally suited for fixed installation and well as for mobile and dynamic application – preferably inside buildings – with normal mechanical loads (related to outer jacket).

Structure



Features and benefits

- Standard insulation structure approx. 43 mm (up to DN 16) and approx. 63 mm (up to DN 32). Outer jacket options see below.
- Large variety of nominal diameters and inner tubes (for instance designed for medium pressure, high pressure and maximum pressure applications)
- Large variety of fittings ▶ Pages 14-16
- Temperature sensors are freely selectable, "ordering codes for heated hoses ▶ Page 2
- Operation only in combination with controller ▶ Page 21
- High degree of flexibility, suitable for dynamic movements
- Softy and extremely flexible insulation structure with glass-silk braiding (T_{max} > 250°C) and silicone foam hose.

OPTIONS OF PROTECTIVE HOSES FOR THE OUTER COVER OF SERIES WSKG

STANDARD



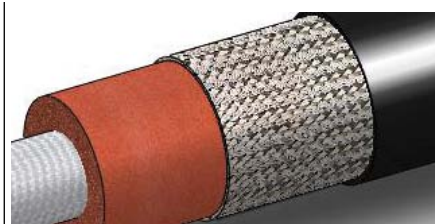
Code
G 0 Black polyamide braiding. Use for standard applications. Available up to **DN 32**

G 1 Red polyamide braiding (up to **DN 16**)

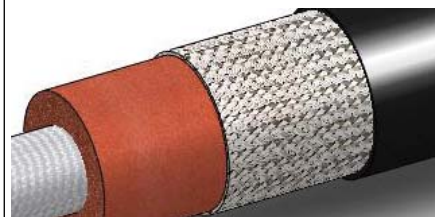
G 2 Orange polyamide braiding (up to **DN 16**)

G 3 Blue polyamide braiding (up to **DN 16**)

G 4 Grey polyamide braiding (up to **DN 16**)




Code
G 8 Galvanised steel braiding. Very robust. Use for higher strain. Available up to **DN 32**



Code
G 9 Stainless steel braiding. Best performance. Ideal for a long-lasting perfect look. Available up to **DN 32**

OPTIONS FOR SERIES WSKS

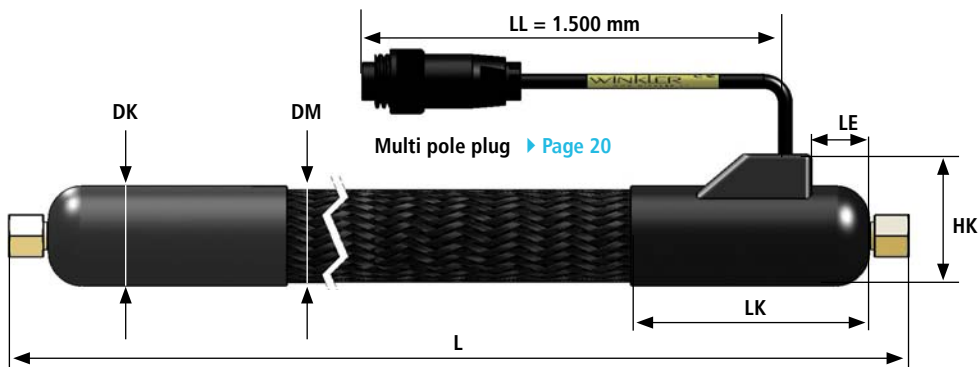


Code
S Red silicon foam. Light and very flexible. Use inside cabinets. Available up to **DN 32**



Code
S 1 Black silicon skin. Washable. Combines flexibility and durability. Available up to **DN 6** and lengths up to **20 m**, **DM ca. 33mm**, **T_{max} = 180 °C**

Code
S 2 Black silicon skin. Washable. Combines flexibility and durability. Available up to **DN 10** and lengths up to **20 m**



- L:** Length of the heated hose
- DK:** Outside diameter of cap
- DM:** Outside diameter of outer cover
- LK:** Length of cap
- LE:** Recess of cable outlet
- LL:** Length of connecting cable
- HK:** Height of cap with cable outlet

Dimensions and bend radii (Tolerances of length $\pm 2\%$, tolerances of diameter $\pm 5\%$)

DN	4	6	8	10	13 (12*)	16 (15*)	20	25	32	
DK	48 mm						68 mm	73 mm	80 mm	
DM	42 mm						62 mm	67 mm	74 mm	
LK	110 mm						100 mm			
LE	25 mm						25 mm			
HK	64 mm						82 mm	87 mm	92 mm	
Min. bend radius**	160 mm			250 mm			450 mm	500 mm	600 mm	

*Heated hose with inner tube type 7, corrugated stainless steel hose [Page > 19](#)

** The minimum bend radius depends on the inner hose. (Data applicable to a medium pressure hose)

Maximum operating temperatures and power (Tolerances of power $\pm 10\%$, ambient temperatures -20°C up to $+40^\circ\text{C}$)

T _{max}	DN	4	6	8	10	13	16	20	25	32
100 °C	Leistung	85 W/m	110 W/m		180 W/m		240 W/m		400 W/m	
200 °C	Leistung	85 W/m	110 W/m		180 W/m		240 W/m		400 W/m	
250 °C	Leistung	85 W/m	110 W/m		180 W/m		240 W/m		400 W/m	

Other power upon enquiry

Maximum lengths for operating voltages of 230 VAC and 115 VAC with one heating circuit (Tolerance of length $\pm 2\%$)

T _{max}	DN	4	6	8	10	13	16	20	25	32
100 °C	230 V	65 m	49 m		30 m		22 m		13 m	
	115 V	30 m	24 m		15 m		11 m		6 m	
200 °C	230 V	65 m	49 m		30 m		22 m		13 m	
	115 V	30 m	24 m		15 m		11 m		6 m	
250 °C	230 V	65 m	49 m		30 m		22 m		13 m	
	115 V	30 m	24 m		15 m		11 m		6 m	

Other voltages upon enquiry